

Ottimizzazione Convessa

Le slide di questa parte del corso sono parte delle slide del corso del Prof. Stephen Boyd della Stanford University. Sul sito del Professor Boyd sono a disposizione:

- Il file pdf del libro “Convex Optimization” di Stephen Boyd e Lieven Vandenberghe, Cambridge University Press
(<http://www.stanford.edu/boyd/cvxbook/>)
- Le slide del corso “EE364a: Convex Optimization I”
(<http://www.stanford.edu/class/ee364a/lectures.html>)
- I Video delle lezioni

Mathematical optimization

(mathematical) optimization problem

$$\begin{array}{ll} \text{minimize} & f_0(x) \\ \text{subject to} & f_i(x) \leq b_i, \quad i = 1, \dots, m \end{array}$$

- $x = (x_1, \dots, x_n)$: optimization variables
- $f_0 : \mathbf{R}^n \rightarrow \mathbf{R}$: objective function
- $f_i : \mathbf{R}^n \rightarrow \mathbf{R}, i = 1, \dots, m$: constraint functions

optimal solution x^* has smallest value of f_0 among all vectors that satisfy the constraints

Solving optimization problems

general optimization problem

- very difficult to solve
- methods involve some compromise, *e.g.*, very long computation time, or not always finding the solution

exceptions: certain problem classes can be solved efficiently and reliably

- least-squares problems
- linear programming problems
- convex optimization problems

Convex optimization problem

$$\begin{array}{ll} \text{minimize} & f_0(x) \\ \text{subject to} & f_i(x) \leq b_i, \quad i = 1, \dots, m \end{array}$$

- objective and constraint functions are convex:

$$f_i(\alpha x + \beta y) \leq \alpha f_i(x) + \beta f_i(y)$$

if $\alpha + \beta = 1$, $\alpha \geq 0$, $\beta \geq 0$

- includes least-squares problems and linear programs as special cases

solving convex optimization problems

- no analytical solution
- reliable and efficient algorithms
- computation time (roughly) proportional to $\max\{n^3, n^2m, F\}$, where F is cost of evaluating f_i 's and their first and second derivatives
- almost a technology

using convex optimization

- often difficult to recognize
- many tricks for transforming problems into convex form
- surprisingly many problems can be solved via convex optimization

Nonlinear optimization

traditional techniques for general nonconvex problems involve compromises

local optimization methods (nonlinear programming)

- find a point that minimizes f_0 among feasible points near it
- fast, can handle large problems
- require initial guess
- provide no information about distance to (global) optimum

global optimization methods

- find the (global) solution
- worst-case complexity grows exponentially with problem size

these algorithms are often based on solving convex subproblems

Brief history of convex optimization

theory (convex analysis): ca1900–1970

algorithms

- 1947: simplex algorithm for linear programming (Dantzig)
- 1960s: early interior-point methods (Fiacco & McCormick, Dikin, . . .)
- 1970s: ellipsoid method and other subgradient methods
- 1980s: polynomial-time interior-point methods for linear programming (Karmarkar 1984)
- late 1980s–now: polynomial-time interior-point methods for nonlinear convex optimization (Nesterov & Nemirovski 1994)

applications

- before 1990: mostly in operations research; few in engineering
- since 1990: many new applications in engineering (control, signal processing, communications, circuit design, . . .); new problem classes (semidefinite and second-order cone programming, robust optimization)

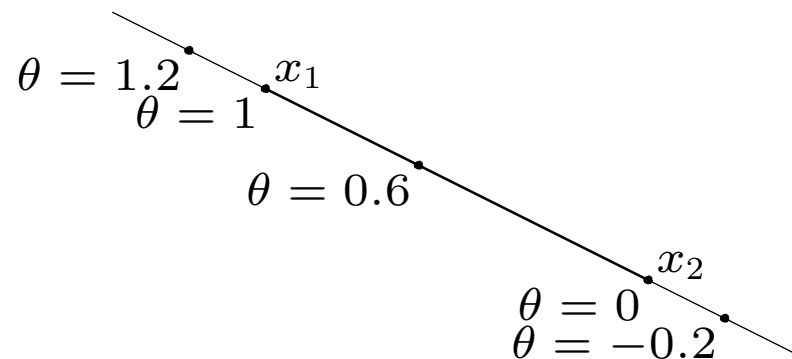
2. Convex sets

- affine and convex sets
- some important examples
- operations that preserve convexity
- generalized inequalities
- separating and supporting hyperplanes
- dual cones and generalized inequalities

Affine set

line through x_1, x_2 : all points

$$x = \theta x_1 + (1 - \theta)x_2 \quad (\theta \in \mathbf{R})$$



affine set: contains the line through any two distinct points in the set

example: solution set of linear equations $\{x \mid Ax = b\}$

(conversely, every affine set can be expressed as solution set of system of linear equations)

Convex set

line segment between x_1 and x_2 : all points


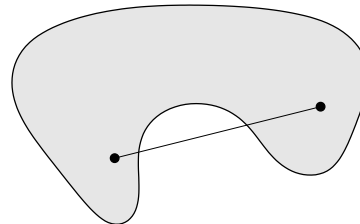
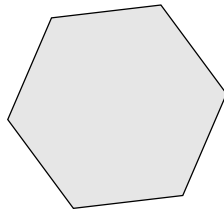
$$x = \theta x_1 + (1 - \theta)x_2$$

with $0 \leq \theta \leq 1$

convex set: contains line segment between any two points in the set

$$x_1, x_2 \in C, \quad 0 \leq \theta \leq 1 \quad \implies \quad \theta x_1 + (1 - \theta)x_2 \in C$$

examples (one convex, two nonconvex sets)



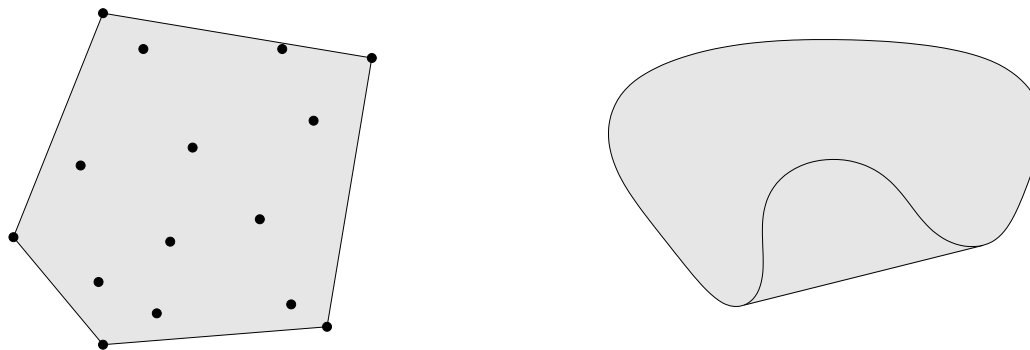
Convex combination and convex hull

convex combination of x_1, \dots, x_k : any point x of the form

$$x = \theta_1 x_1 + \theta_2 x_2 + \dots + \theta_k x_k$$

with $\theta_1 + \dots + \theta_k = 1, \theta_i \geq 0$

convex hull $\text{conv } S$: set of all convex combinations of points in S

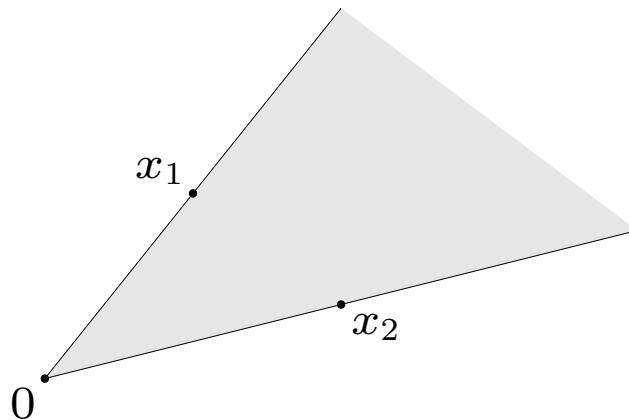


Convex cone

conic (nonnegative) combination of x_1 and x_2 : any point of the form

$$x = \theta_1 x_1 + \theta_2 x_2$$

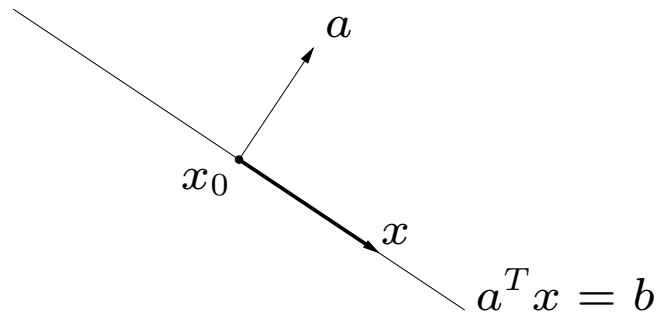
with $\theta_1 \geq 0$, $\theta_2 \geq 0$



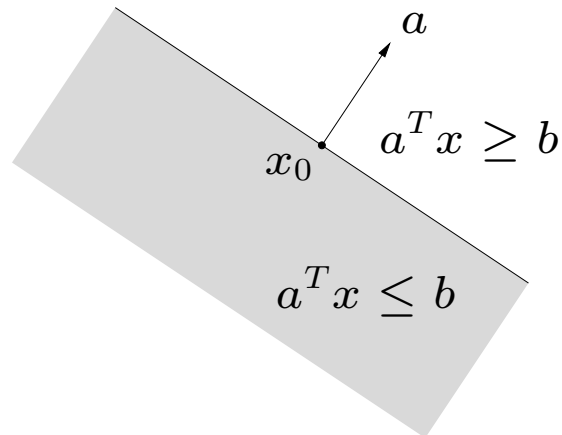
convex cone: set that contains all conic combinations of points in the set

Hyperplanes and halfspaces

hyperplane: set of the form $\{x \mid a^T x = b\}$ ($a \neq 0$)



halfspace: set of the form $\{x \mid a^T x \leq b\}$ ($a \neq 0$)



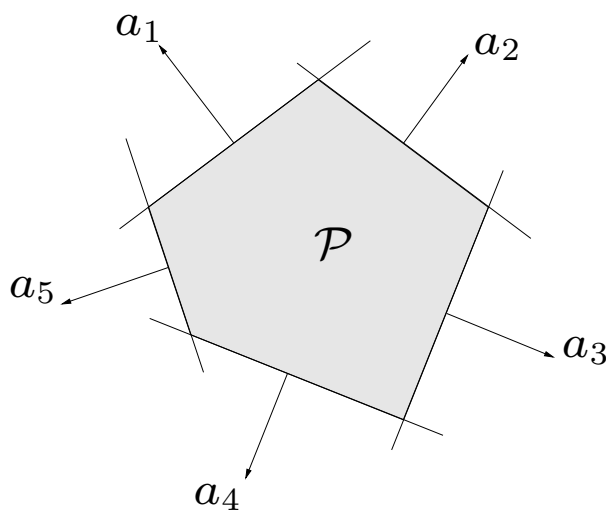
- a is the normal vector
- hyperplanes are affine and convex; halfspaces are convex

Polyhedra

solution set of finitely many linear inequalities and equalities

$$Ax \preceq b, \quad Cx = d$$

($A \in \mathbf{R}^{m \times n}$, $C \in \mathbf{R}^{p \times n}$, \preceq is componentwise inequality)



polyhedron is intersection of finite number of halfspaces and hyperplanes

Operations that preserve convexity

practical methods for establishing convexity of a set C

1. apply definition

$$x_1, x_2 \in C, \quad 0 \leq \theta \leq 1 \quad \implies \quad \theta x_1 + (1 - \theta)x_2 \in C$$

2. show that C is obtained from simple convex sets (hyperplanes, halfspaces, norm balls, . . .) by operations that preserve convexity

- intersection
- affine functions
- perspective function
- linear-fractional functions

Intersection

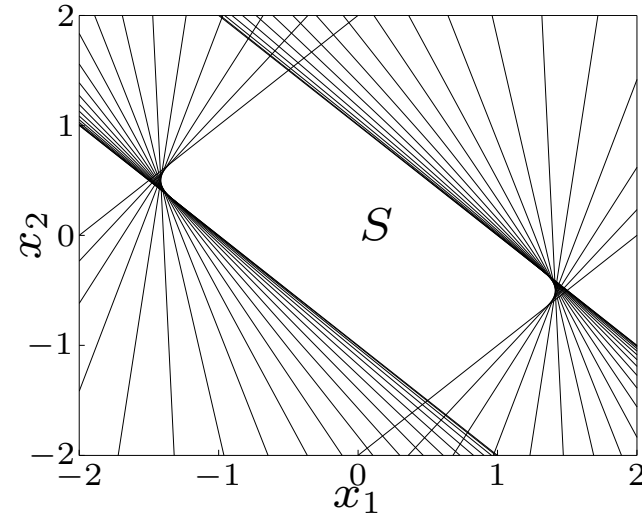
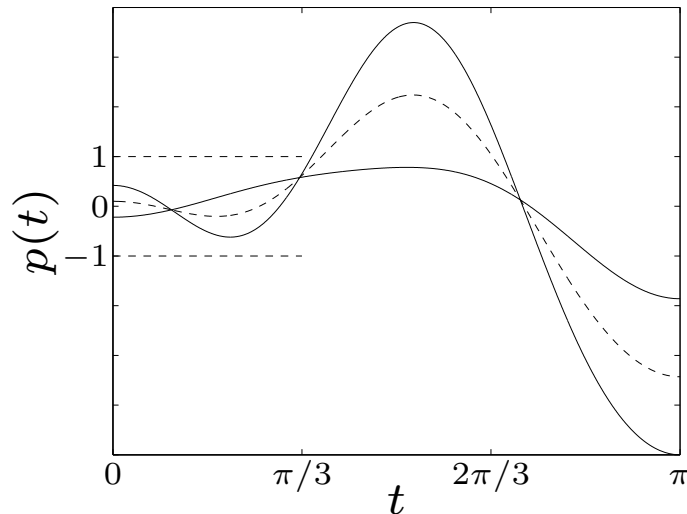
the intersection of (any number of) convex sets is convex

example:

$$S = \{x \in \mathbf{R}^m \mid |p(t)| \leq 1 \text{ for } |t| \leq \pi/3\}$$

where $p(t) = x_1 \cos t + x_2 \cos 2t + \cdots + x_m \cos mt$

for $m = 2$:



Affine function

suppose $f : \mathbf{R}^n \rightarrow \mathbf{R}^m$ is affine ($f(x) = Ax + b$ with $A \in \mathbf{R}^{m \times n}$, $b \in \mathbf{R}^m$)

- the image of a convex set under f is convex

$$S \subseteq \mathbf{R}^n \text{ convex} \implies f(S) = \{f(x) \mid x \in S\} \text{ convex}$$

- the inverse image $f^{-1}(C)$ of a convex set under f is convex

$$C \subseteq \mathbf{R}^m \text{ convex} \implies f^{-1}(C) = \{x \in \mathbf{R}^n \mid f(x) \in C\} \text{ convex}$$

examples

- scaling, translation, projection
- solution set of linear matrix inequality $\{x \mid x_1 A_1 + \cdots + x_m A_m \preceq B\}$
(with $A_i, B \in \mathbf{S}^p$)
- hyperbolic cone $\{x \mid x^T P x \leq (c^T x)^2, c^T x \geq 0\}$ (with $P \in \mathbf{S}_+^n$)

Perspective and linear-fractional function

perspective function $P : \mathbf{R}^{n+1} \rightarrow \mathbf{R}^n$:

$$P(x, t) = x/t, \quad \mathbf{dom} P = \{(x, t) \mid t > 0\}$$

images and inverse images of convex sets under perspective are convex

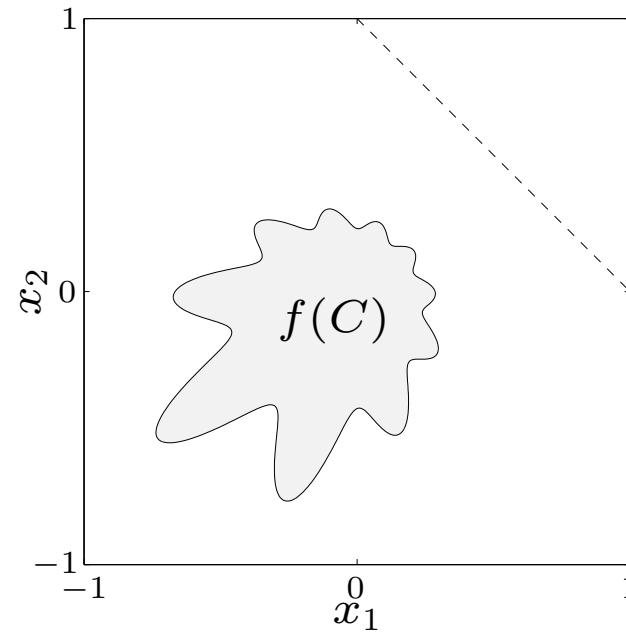
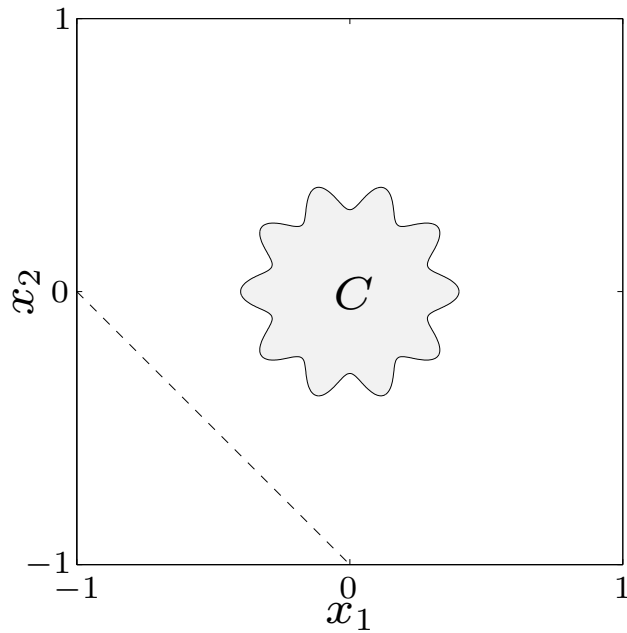
linear-fractional function $f : \mathbf{R}^n \rightarrow \mathbf{R}^m$:

$$f(x) = \frac{Ax + b}{c^T x + d}, \quad \mathbf{dom} f = \{x \mid c^T x + d > 0\}$$

images and inverse images of convex sets under linear-fractional functions are convex

example of a linear-fractional function

$$f(x) = \frac{1}{x_1 + x_2 + 1}x$$



Generalized inequalities

a convex cone $K \subseteq \mathbf{R}^n$ is a **proper cone** if

- K is closed (contains its boundary)
- K is solid (has nonempty interior)
- K is pointed (contains no line)

examples

- nonnegative orthant $K = \mathbf{R}_+^n = \{x \in \mathbf{R}^n \mid x_i \geq 0, i = 1, \dots, n\}$
- positive semidefinite cone $K = \mathbf{S}_+^n$
- nonnegative polynomials on $[0, 1]$:

$$K = \{x \in \mathbf{R}^n \mid x_1 + x_2t + x_3t^2 + \dots + x_nt^{n-1} \geq 0 \text{ for } t \in [0, 1]\}$$

generalized inequality defined by a proper cone K :

$$x \preceq_K y \iff y - x \in K, \quad x \prec_K y \iff y - x \in \mathbf{int} K$$

examples

- componentwise inequality ($K = \mathbf{R}_+^n$)

$$x \preceq_{\mathbf{R}_+^n} y \iff x_i \leq y_i, \quad i = 1, \dots, n$$

- matrix inequality ($K = \mathbf{S}_+^n$)

$$X \preceq_{\mathbf{S}_+^n} Y \iff Y - X \text{ positive semidefinite}$$

these two types are so common that we drop the subscript in \preceq_K

properties: many properties of \preceq_K are similar to \leq on \mathbf{R} , *e.g.*,

$$x \preceq_K y, \quad u \preceq_K v \implies x + u \preceq_K y + v$$

Minimum and minimal elements

\preceq_K is not in general a *linear ordering*: we can have $x \not\preceq_K y$ and $y \not\preceq_K x$

$x \in S$ is **the minimum element** of S with respect to \preceq_K if

$$y \in S \implies x \preceq_K y$$

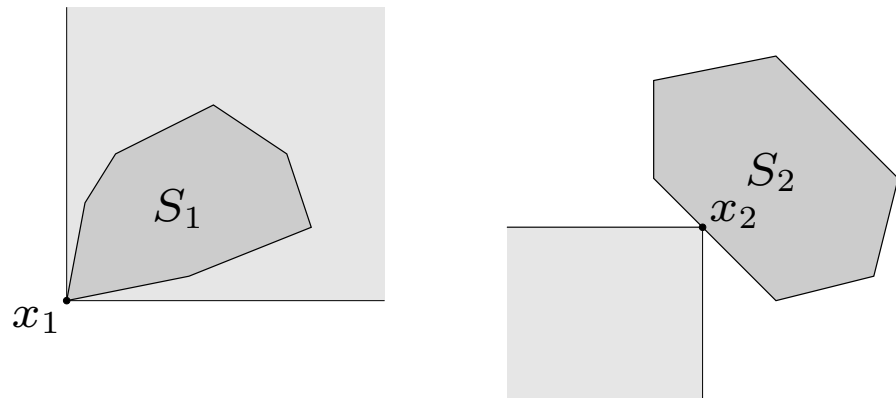
$x \in S$ is a **minimal element** of S with respect to \preceq_K if

$$y \in S, \quad y \preceq_K x \implies y = x$$

example ($K = \mathbf{R}_+^2$)

x_1 is the minimum element of S_1

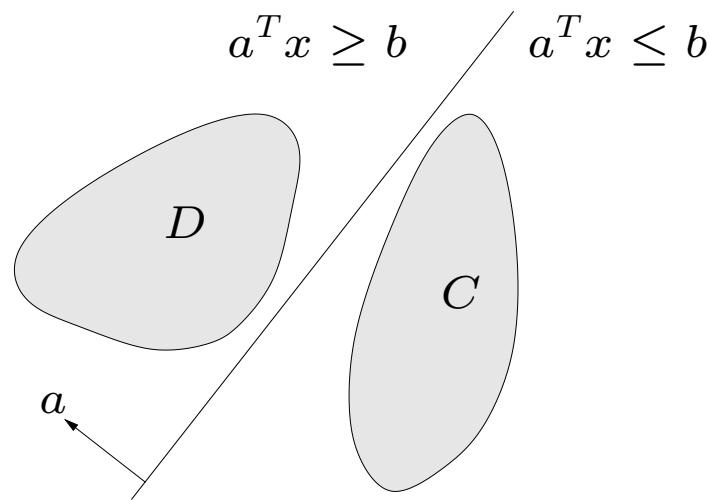
x_2 is a minimal element of S_2



Separating hyperplane theorem

if C and D are disjoint convex sets, then there exists $a \neq 0$, b such that

$$a^T x \leq b \text{ for } x \in C, \quad a^T x \geq b \text{ for } x \in D$$



the hyperplane $\{x \mid a^T x = b\}$ separates C and D

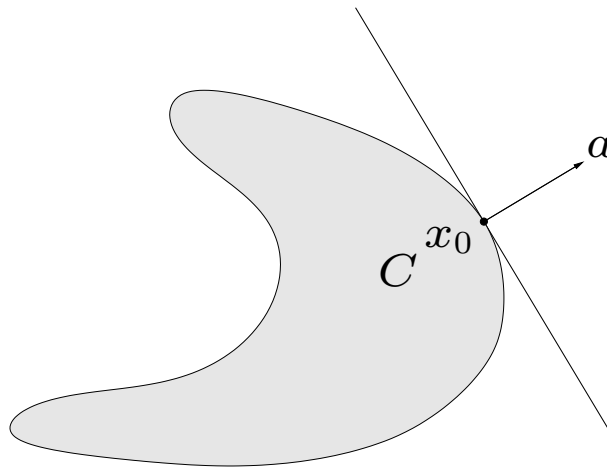
strict separation requires additional assumptions (*e.g.*, C is closed, D is a singleton)

Supporting hyperplane theorem

supporting hyperplane to set C at boundary point x_0 :

$$\{x \mid a^T x = a^T x_0\}$$

where $a \neq 0$ and $a^T x \leq a^T x_0$ for all $x \in C$



supporting hyperplane theorem: if C is convex, then there exists a supporting hyperplane at every boundary point of C

Dual cones and generalized inequalities

dual cone of a cone K :

$$K^* = \{y \mid y^T x \geq 0 \text{ for all } x \in K\}$$

examples

- $K = \mathbf{R}_+^n$: $K^* = \mathbf{R}_+^n$
- $K = \mathbf{S}_+^n$: $K^* = \mathbf{S}_+^n$
- $K = \{(x, t) \mid \|x\|_2 \leq t\}$: $K^* = \{(x, t) \mid \|x\|_2 \leq t\}$
- $K = \{(x, t) \mid \|x\|_1 \leq t\}$: $K^* = \{(x, t) \mid \|x\|_\infty \leq t\}$

first three examples are **self-dual** cones

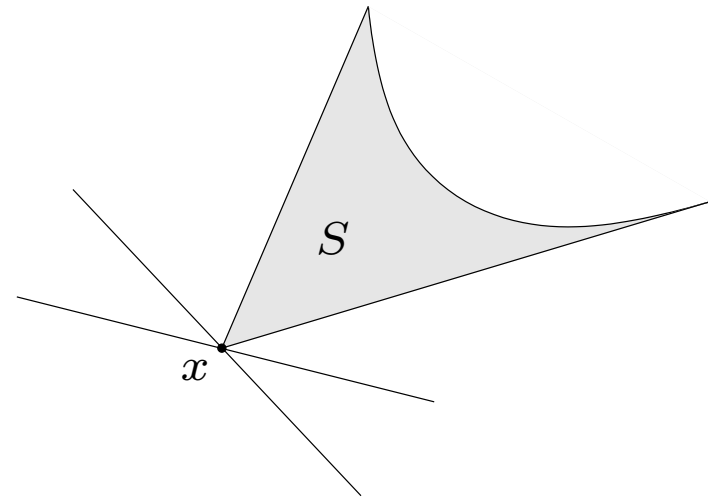
dual cones of proper cones are proper, hence define generalized inequalities:

$$y \succeq_{K^*} 0 \iff y^T x \geq 0 \text{ for all } x \succeq_K 0$$

Minimum and minimal elements via dual inequalities

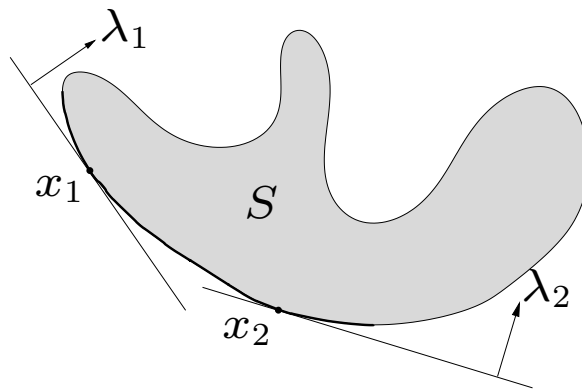
minimum element w.r.t. \preceq_K

x is minimum element of S iff for all $\lambda \succ_{K^*} 0$, x is the unique minimizer of $\lambda^T z$ over S



minimal element w.r.t. \preceq_K

- if x minimizes $\lambda^T z$ over S for some $\lambda \succ_{K^*} 0$, then x is minimal




- if x is a minimal element of a *convex* set S , then there exists a nonzero $\lambda \succeq_{K^*} 0$ such that x minimizes $\lambda^T z$ over S

Un *cono* è un insieme C di punti x per cui $\lambda x \in C$ per ogni $\lambda \in \mathbb{R}_+$.

Esempi di coni non propri:



Non convesso
non puntato



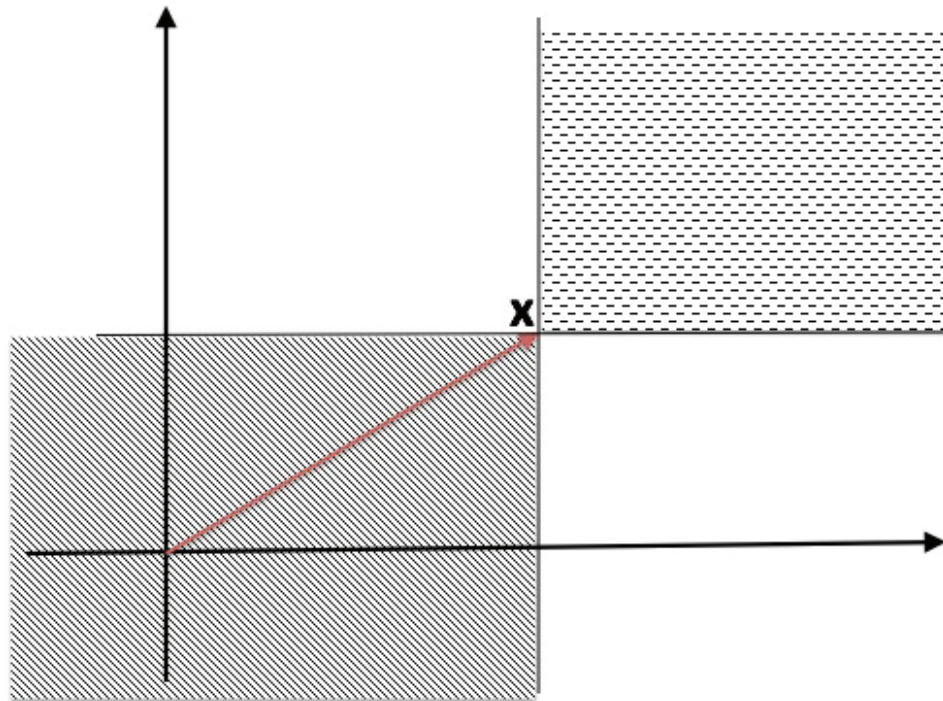
Convesso
non puntato



Non Solido

Diseguaglianza generalizzata indotta dal cono $K = \mathbb{R}_+^n$ dell'ortante non negativo

In figura sono rappresentati i vettori confrontabili con x che sono più grandi (zona tratteggiata) e quelli che sono confrontabili con x e sono più piccoli (zona rigata). Le zone non evidenziate sono di vettori non confrontabili con x per il cono scelto.

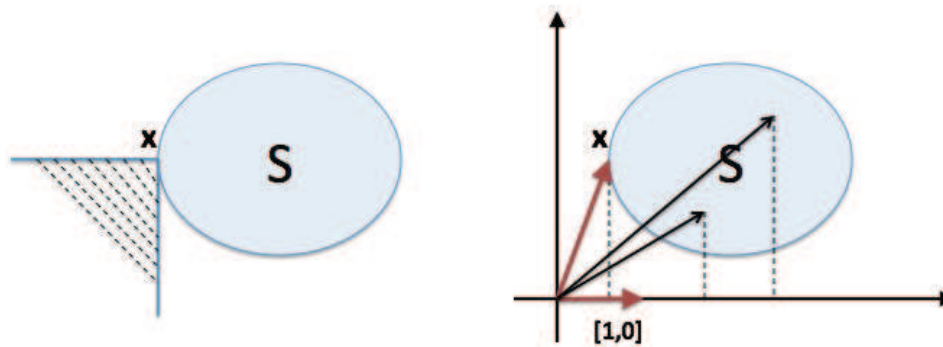


Iperpiano di supporto, cono duale ed elemento minimo

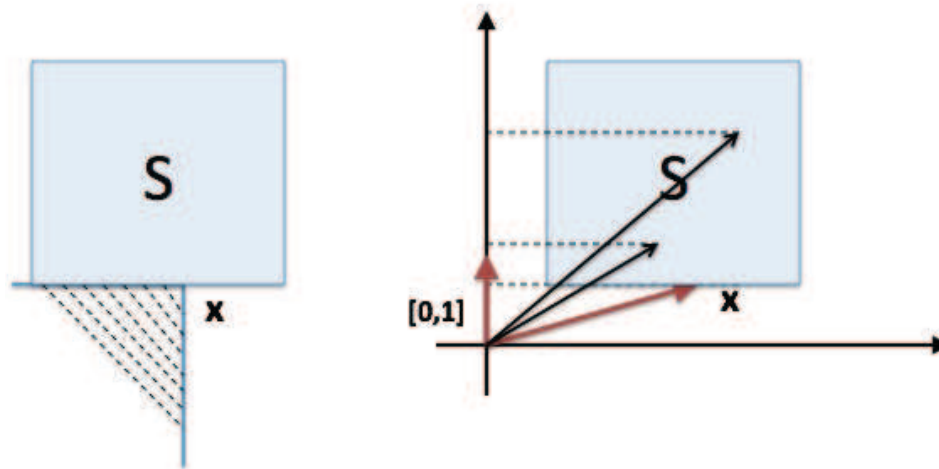
Il legame che c'è tra questi tre concetti è che se x è un minimo di S equivale a dire che esiste un λ che appartiene al cono duale e quindi il vettore $-\lambda$ è la direzione di un iperpiano di supporto ad S in x .

Infatti se x è minimo per S allora esiste $\lambda \in K^*$ per cui $\lambda^T y \geq \lambda^T x$ per ogni $y \in S$. Per la definizione di cono duale si ha $\lambda^T x \geq 0$ e quindi $-\lambda^T y \leq -\lambda^T x \leq 0$ per ogni $y \in S$. Per definizione $-\lambda$ individua la direzione di un iperpiano di supporto ad S in x .

$$K = \mathbb{R}_+^2$$



Esempio di elemento minimale che non è minimizzatore per ogni $\lambda \succ_{K^*} 0$ nonostante esista un $\lambda = (1, 0)^T$ lungo la cui direzione x è il minimizzatore. Si noti però che $\lambda = (1, 0)^T$ appartiene al bordo del cono duale (che coincide con K).



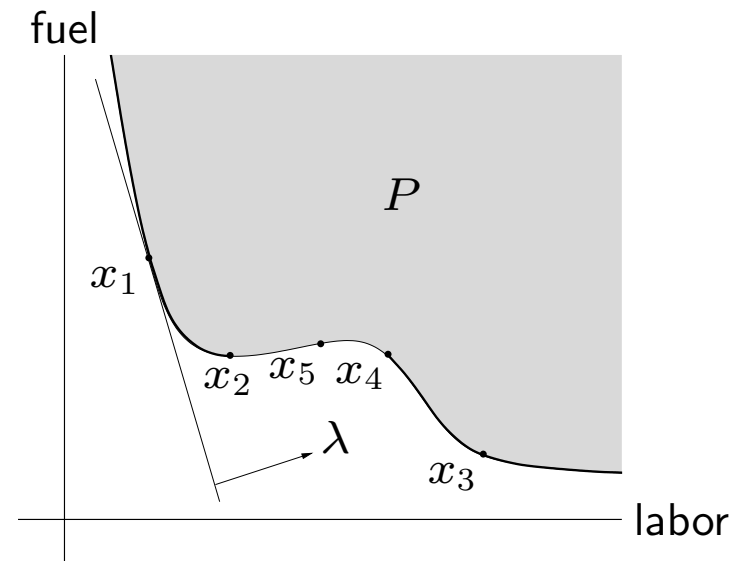
Esempio di un elemento che non è minimale (esistono vettori più piccoli) che è un minimizzatore (non unico!) per $\lambda = (0, 1)^T$ anch'esso appartenente al bordo del cono duale.

optimal production frontier

- different production methods use different amounts of resources $x \in \mathbf{R}^n$
- production set P : resource vectors x for all possible production methods
- efficient (Pareto optimal) methods correspond to resource vectors x that are minimal w.r.t. \mathbf{R}_+^n

example ($n = 2$)

x_1, x_2, x_3 are efficient; x_4, x_5 are not



3. Convex functions


- basic properties and examples
- operations that preserve convexity
- the conjugate function
- quasiconvex functions
- log-concave and log-convex functions
- convexity with respect to generalized inequalities

Definition

$f : \mathbf{R}^n \rightarrow \mathbf{R}$ is convex if $\mathbf{dom} f$ is a convex set and

$$f(\theta x + (1 - \theta)y) \leq \theta f(x) + (1 - \theta)f(y)$$

for all $x, y \in \mathbf{dom} f$, $0 \leq \theta \leq 1$



- f is concave if $-f$ is convex
- f is strictly convex if $\mathbf{dom} f$ is convex and

$$f(\theta x + (1 - \theta)y) < \theta f(x) + (1 - \theta)f(y)$$

for $x, y \in \mathbf{dom} f$, $x \neq y$, $0 < \theta < 1$

Examples on \mathbf{R}

convex:

- affine: $ax + b$ on \mathbf{R} , for any $a, b \in \mathbf{R}$
- exponential: e^{ax} , for any $a \in \mathbf{R}$
- powers: x^α on \mathbf{R}_{++} , for $\alpha \geq 1$ or $\alpha \leq 0$
- powers of absolute value: $|x|^p$ on \mathbf{R} , for $p \geq 1$
- negative entropy: $x \log x$ on \mathbf{R}_{++}

concave:

- affine: $ax + b$ on \mathbf{R} , for any $a, b \in \mathbf{R}$
- powers: x^α on \mathbf{R}_{++} , for $0 \leq \alpha \leq 1$
- logarithm: $\log x$ on \mathbf{R}_{++}

Examples on \mathbf{R}^n and $\mathbf{R}^{m \times n}$

affine functions are convex and concave; all norms are convex

examples on \mathbf{R}^n

- affine function $f(x) = a^T x + b$
- norms: $\|x\|_p = (\sum_{i=1}^n |x_i|^p)^{1/p}$ for $p \geq 1$; $\|x\|_\infty = \max_k |x_k|$

examples on $\mathbf{R}^{m \times n}$ ($m \times n$ matrices)

- affine function

$$f(X) = \mathbf{tr}(A^T X) + b = \sum_{i=1}^m \sum_{j=1}^n A_{ij} X_{ij} + b$$

- spectral (maximum singular value) norm

$$f(X) = \|X\|_2 = \sigma_{\max}(X) = (\lambda_{\max}(X^T X))^{1/2}$$

Restriction of a convex function to a line

$f : \mathbf{R}^n \rightarrow \mathbf{R}$ is convex if and only if the function $g : \mathbf{R} \rightarrow \mathbf{R}$,

$$g(t) = f(x + tv), \quad \mathbf{dom} g = \{t \mid x + tv \in \mathbf{dom} f\}$$

is convex (in t) for any $x \in \mathbf{dom} f$, $v \in \mathbf{R}^n$

can check convexity of f by checking convexity of functions of one variable

example. $f : \mathbf{S}^n \rightarrow \mathbf{R}$ with $f(X) = \log \det X$, $\mathbf{dom} f = \mathbf{S}_{++}^n$

$$\begin{aligned} g(t) = \log \det(X + tV) &= \log \det X + \log \det(I + tX^{-1/2}VX^{-1/2}) \\ &= \log \det X + \sum_{i=1}^n \log(1 + t\lambda_i) \end{aligned}$$

where λ_i are the eigenvalues of $X^{-1/2}VX^{-1/2}$

g is concave in t (for any choice of $X \succ 0$, V); hence f is concave

Extended-value extension

extended-value extension \tilde{f} of f is

$$\tilde{f}(x) = f(x), \quad x \in \mathbf{dom} f, \quad \tilde{f}(x) = \infty, \quad x \notin \mathbf{dom} f$$

often simplifies notation; for example, the condition

$$0 \leq \theta \leq 1 \quad \Longrightarrow \quad \tilde{f}(\theta x + (1 - \theta)y) \leq \theta \tilde{f}(x) + (1 - \theta)\tilde{f}(y)$$

(as an inequality in $\mathbf{R} \cup \{\infty\}$), means the same as the two conditions

- $\mathbf{dom} f$ is convex
- for $x, y \in \mathbf{dom} f$,

$$0 \leq \theta \leq 1 \quad \Longrightarrow \quad f(\theta x + (1 - \theta)y) \leq \theta f(x) + (1 - \theta)f(y)$$

First-order condition

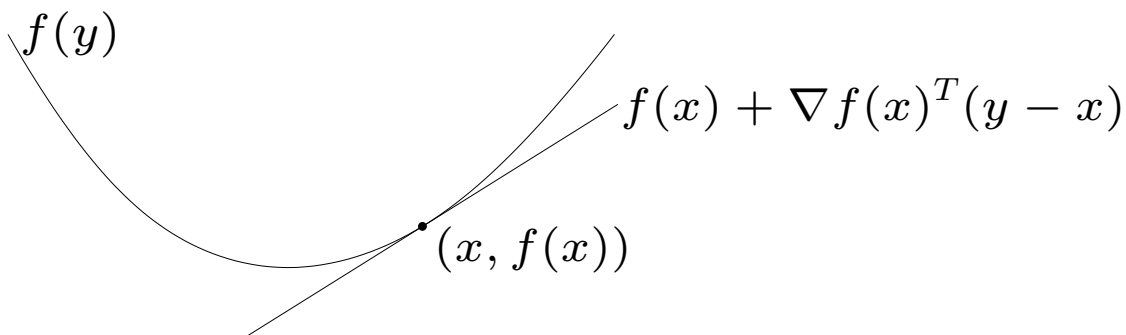
f is **differentiable** if $\text{dom } f$ is open and the gradient

$$\nabla f(x) = \left(\frac{\partial f(x)}{\partial x_1}, \frac{\partial f(x)}{\partial x_2}, \dots, \frac{\partial f(x)}{\partial x_n} \right)$$

exists at each $x \in \text{dom } f$

1st-order condition: differentiable f with convex domain is convex iff

$$f(y) \geq f(x) + \nabla f(x)^T (y - x) \quad \text{for all } x, y \in \text{dom } f$$



first-order approximation of f is global underestimator

Second-order conditions

f is **twice differentiable** if $\text{dom } f$ is open and the Hessian $\nabla^2 f(x) \in \mathbf{S}^n$,

$$\nabla^2 f(x)_{ij} = \frac{\partial^2 f(x)}{\partial x_i \partial x_j}, \quad i, j = 1, \dots, n,$$

exists at each $x \in \text{dom } f$

2nd-order conditions: for twice differentiable f with convex domain

- f is convex if and only if

$$\nabla^2 f(x) \succeq 0 \quad \text{for all } x \in \text{dom } f$$

- if $\nabla^2 f(x) \succ 0$ for all $x \in \text{dom } f$, then f is strictly convex

Examples

quadratic function: $f(x) = (1/2)x^T P x + q^T x + r$ (with $P \in \mathbf{S}^n$)

$$\nabla f(x) = P x + q, \quad \nabla^2 f(x) = P$$

convex if $P \succeq 0$

least-squares objective: $f(x) = \|Ax - b\|_2^2$

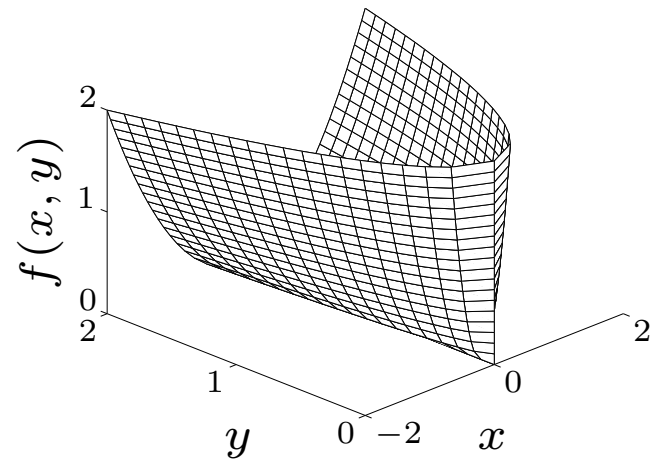
$$\nabla f(x) = 2A^T(Ax - b), \quad \nabla^2 f(x) = 2A^T A$$

convex (for any A)

quadratic-over-linear: $f(x, y) = x^2/y$

$$\nabla^2 f(x, y) = \frac{2}{y^3} \begin{bmatrix} y \\ -x \end{bmatrix} \begin{bmatrix} y \\ -x \end{bmatrix}^T \succeq 0$$

convex for $y > 0$



log-sum-exp: $f(x) = \log \sum_{k=1}^n \exp x_k$ is convex

$$\nabla^2 f(x) = \frac{1}{\mathbf{1}^T z} \mathbf{diag}(z) - \frac{1}{(\mathbf{1}^T z)^2} z z^T \quad (z_k = \exp x_k)$$

to show $\nabla^2 f(x) \succeq 0$, we must verify that $v^T \nabla^2 f(x) v \geq 0$ for all v :

$$v^T \nabla^2 f(x) v = \frac{(\sum_k z_k v_k^2)(\sum_k z_k) - (\sum_k v_k z_k)^2}{(\sum_k z_k)^2} \geq 0$$

since $(\sum_k v_k z_k)^2 \leq (\sum_k z_k v_k^2)(\sum_k z_k)$ (from Cauchy-Schwarz inequality)

geometric mean: $f(x) = (\prod_{k=1}^n x_k)^{1/n}$ on \mathbf{R}_{++}^n is concave

(similar proof as for log-sum-exp)

Epigraph and sublevel set

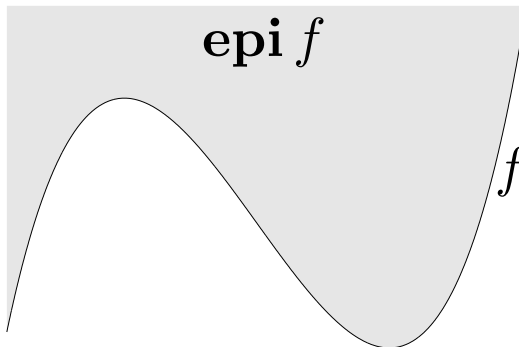
α -sublevel set of $f : \mathbf{R}^n \rightarrow \mathbf{R}$:

$$C_\alpha = \{x \in \mathbf{dom} f \mid f(x) \leq \alpha\}$$

sublevel sets of convex functions are convex (converse is false)

epigraph of $f : \mathbf{R}^n \rightarrow \mathbf{R}$:

$$\mathbf{epi} f = \{(x, t) \in \mathbf{R}^{n+1} \mid x \in \mathbf{dom} f, f(x) \leq t\}$$



f is convex if and only if $\mathbf{epi} f$ is a convex set

Jensen's inequality

basic inequality: if f is convex, then for $0 \leq \theta \leq 1$,

$$f(\theta x + (1 - \theta)y) \leq \theta f(x) + (1 - \theta)f(y)$$

extension: if f is convex, then

$$f(\mathbf{E} z) \leq \mathbf{E} f(z)$$

for any random variable z

basic inequality is special case with discrete distribution

$$\mathbf{prob}(z = x) = \theta, \quad \mathbf{prob}(z = y) = 1 - \theta$$

Operations that preserve convexity

practical methods for establishing convexity of a function

1. verify definition (often simplified by restricting to a line)
2. for twice differentiable functions, show $\nabla^2 f(x) \succeq 0$
3. show that f is obtained from simple convex functions by operations that preserve convexity
 - nonnegative weighted sum
 - composition with affine function
 - pointwise maximum and supremum
 - composition
 - minimization
 - perspective

Positive weighted sum & composition with affine function

nonnegative multiple: αf is convex if f is convex, $\alpha \geq 0$

sum: $f_1 + f_2$ convex if f_1, f_2 convex (extends to infinite sums, integrals)

composition with affine function: $f(Ax + b)$ is convex if f is convex

examples

- log barrier for linear inequalities

$$f(x) = - \sum_{i=1}^m \log(b_i - a_i^T x), \quad \text{dom } f = \{x \mid a_i^T x < b_i, i = 1, \dots, m\}$$

- (any) norm of affine function: $f(x) = \|Ax + b\|$

Pointwise maximum

if f_1, \dots, f_m are convex, then $f(x) = \max\{f_1(x), \dots, f_m(x)\}$ is convex

examples

- piecewise-linear function: $f(x) = \max_{i=1, \dots, m} (a_i^T x + b_i)$ is convex
- sum of r largest components of $x \in \mathbf{R}^n$:

$$f(x) = x_{[1]} + x_{[2]} + \dots + x_{[r]}$$

is convex ($x_{[i]}$ is i th largest component of x)

proof:

$$f(x) = \max\{x_{i_1} + x_{i_2} + \dots + x_{i_r} \mid 1 \leq i_1 < i_2 < \dots < i_r \leq n\}$$

Pointwise supremum

if $f(x, y)$ is convex in x for each $y \in \mathcal{A}$, then

$$g(x) = \sup_{y \in \mathcal{A}} f(x, y)$$

is convex

examples

- support function of a set C : $S_C(x) = \sup_{y \in C} y^T x$ is convex
- distance to farthest point in a set C :

$$f(x) = \sup_{y \in C} \|x - y\|$$

- maximum eigenvalue of symmetric matrix: for $X \in \mathbf{S}^n$,

$$\lambda_{\max}(X) = \sup_{\|y\|_2=1} y^T X y$$

Composition with scalar functions

composition of $g : \mathbf{R}^n \rightarrow \mathbf{R}$ and $h : \mathbf{R} \rightarrow \mathbf{R}$:

$$f(x) = h(g(x))$$

f is convex if g convex, h convex, \tilde{h} nondecreasing
 g concave, h convex, \tilde{h} nonincreasing

- proof (for $n = 1$, differentiable g, h)

$$f''(x) = h''(g(x))g'(x)^2 + h'(g(x))g''(x)$$

- note: monotonicity must hold for extended-value extension \tilde{h}

examples

- $\exp g(x)$ is convex if g is convex
- $1/g(x)$ is convex if g is concave and positive

Vector composition

composition of $g : \mathbf{R}^n \rightarrow \mathbf{R}^k$ and $h : \mathbf{R}^k \rightarrow \mathbf{R}$:

$$f(x) = h(g(x)) = h(g_1(x), g_2(x), \dots, g_k(x))$$

f is convex if g_i convex, h convex, \tilde{h} nondecreasing in each argument
 g_i concave, h convex, \tilde{h} nonincreasing in each argument

proof (for $n = 1$, differentiable g, h)

$$f''(x) = g'(x)^T \nabla^2 h(g(x)) g'(x) + \nabla h(g(x))^T g''(x)$$

examples

- $\sum_{i=1}^m \log g_i(x)$ is concave if g_i are concave and positive
- $\log \sum_{i=1}^m \exp g_i(x)$ is convex if g_i are convex

Minimization

if $f(x, y)$ is convex in (x, y) and C is a convex set, then

$$g(x) = \inf_{y \in C} f(x, y)$$

is convex

examples

- $f(x, y) = x^T A x + 2x^T B y + y^T C y$ with

$$\begin{bmatrix} A & B \\ B^T & C \end{bmatrix} \succeq 0, \quad C \succ 0$$

minimizing over y gives $g(x) = \inf_y f(x, y) = x^T (A - B C^{-1} B^T) x$

g is convex, hence Schur complement $A - B C^{-1} B^T \succeq 0$

- distance to a set: $\mathbf{dist}(x, S) = \inf_{y \in S} \|x - y\|$ is convex if S is convex

Perspective

the **perspective** of a function $f : \mathbf{R}^n \rightarrow \mathbf{R}$ is the function $g : \mathbf{R}^n \times \mathbf{R} \rightarrow \mathbf{R}$,

$$g(x, t) = tf(x/t), \quad \mathbf{dom} g = \{(x, t) \mid x/t \in \mathbf{dom} f, t > 0\}$$

g is convex if f is convex

examples

- $f(x) = x^T x$ is convex; hence $g(x, t) = x^T x/t$ is convex for $t > 0$
- negative logarithm $f(x) = -\log x$ is convex; hence relative entropy $g(x, t) = t \log t - t \log x$ is convex on \mathbf{R}_{++}^2
- if f is convex, then

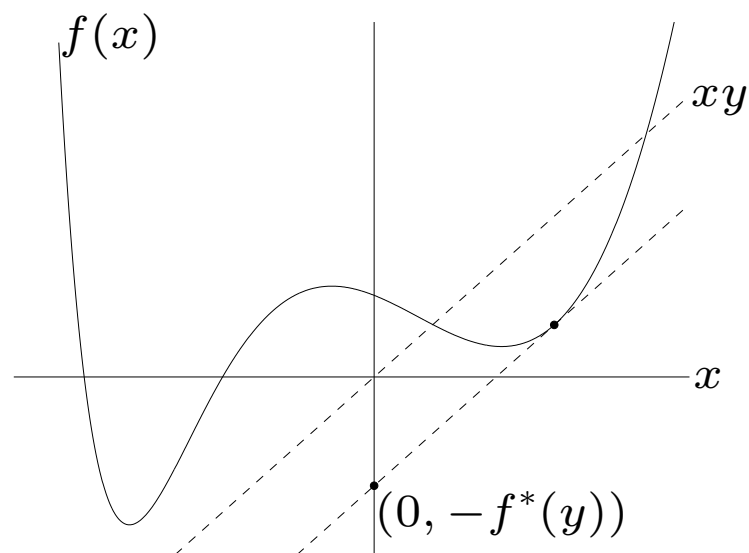
$$g(x) = (c^T x + d)f((Ax + b)/(c^T x + d))$$

is convex on $\{x \mid c^T x + d > 0, (Ax + b)/(c^T x + d) \in \mathbf{dom} f\}$

The conjugate function

the **conjugate** of a function f is

$$f^*(y) = \sup_{x \in \text{dom } f} (y^T x - f(x))$$



- f^* is convex (even if f is not)
- will be useful in chapter 5

examples

- negative logarithm $f(x) = -\log x$

$$\begin{aligned} f^*(y) &= \sup_{x>0} (xy + \log x) \\ &= \begin{cases} -1 - \log(-y) & y < 0 \\ \infty & \text{otherwise} \end{cases} \end{aligned}$$

- strictly convex quadratic $f(x) = (1/2)x^T Qx$ with $Q \in \mathbf{S}_{++}^n$

$$\begin{aligned} f^*(y) &= \sup_x (y^T x - (1/2)x^T Qx) \\ &= \frac{1}{2}y^T Q^{-1}y \end{aligned}$$